

Scaled data based on original data using
LM-79-08 Approved Method: Electrical and Photometric Measurements of Solid-
State Lighting Products

Test Report Prepared for
Cooper Lighting Solutions
(formerly Eaton)

Brand: McGRAW-EDISON

Report Number: P939523

Luminaire Tested: **GALN-SB2A-930-U-T1**

Issue Date: 1/21/2025

Test Information

Test Method: LM-79-08
Report Number: P939523
TEST IS SCALED FROM IESNA LM-79-08 TEST DATA (G2-2405-108-2)
Test Lab: INNOVATION CENTER
Issue Date: 1/21/2025
Manufacturer: COOPER LIGHTING SOLUTIONS (FORMERLY EATON)
Product Line: McGRAW-EDISON
Catalog Number: GALN-SB2A-930-U-T1
Description: GALLEON AREA AND ROADWAY HIGH DENSITY LED LUMINAIRE
(2) 90 CRI, 3000K, 350mA LIGHTSQUARES WITH 26 LEDS EACH AND TYPE I OPTICS
Light Source: -
Ballast/Driver: -

Summary

Lumens per Lamp: N/A
Luminaire Lumens: 6174 lumens
Efficiency: N/A
Efficacy: 107.7 lumens/watt
Luminous Opening: Rectangular (W 0.5' x L: 1' x H: 0')
IES Classification: Type I - Short
BUG Rating: B3 - U0 - G3

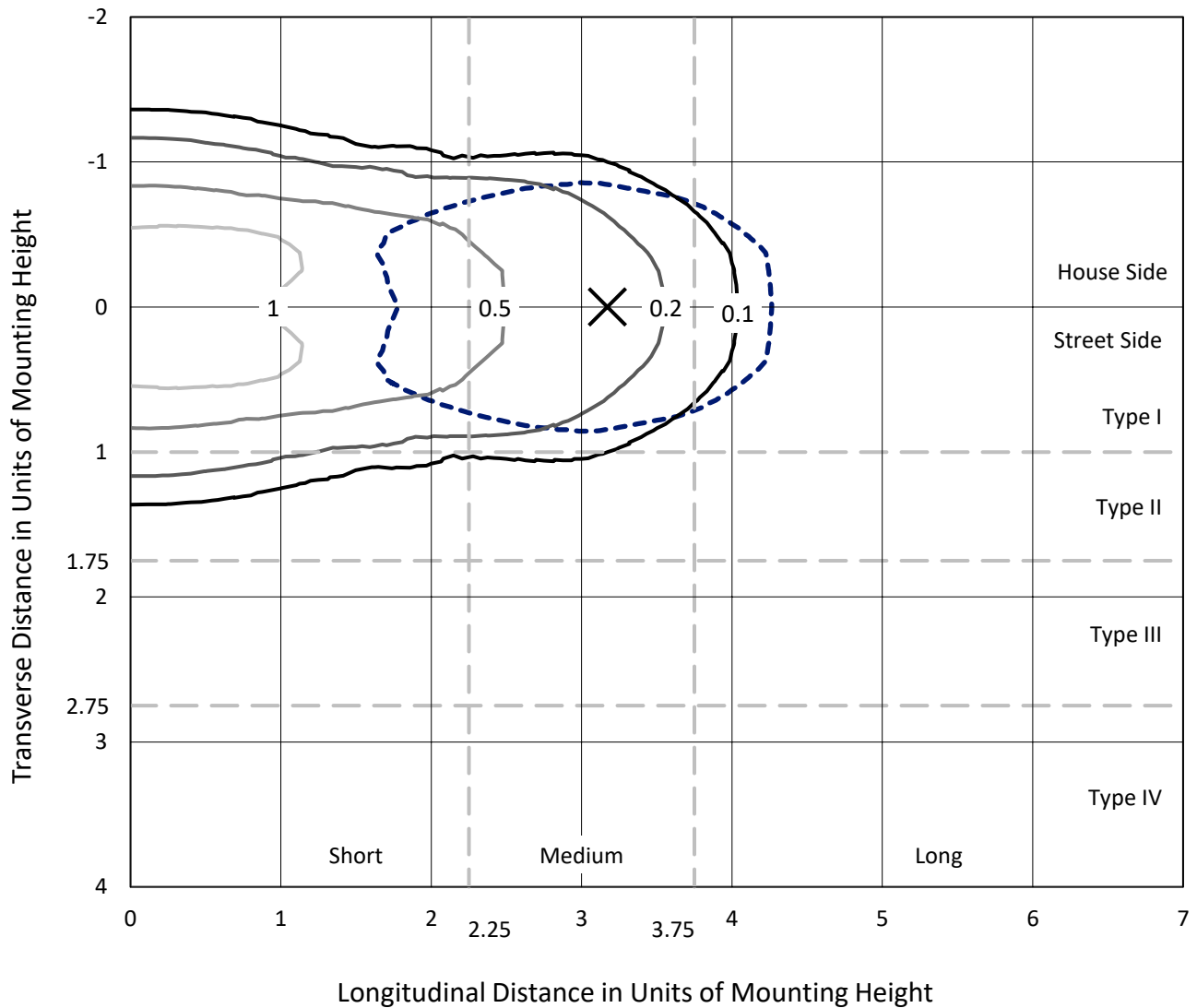
Input Watts (W): 57.3
Input Voltage (V): NR
Input Current (Ain): NR
Voltage Rise (V): NR
Power Factor: NR
Total Harmonic Distortion (THDi): NR
Frequency (hertz): 60
Stabilization Time: NR
Operation Time: NR
Ambient Temperature (°C): NR
Test Distance: 24 FT



REPORT NUMBER: P939523
 CATALOG NUMBER: GALN-SB2A-930-U-T1

Iso-Footcandle Lines of Horizontal Illumination

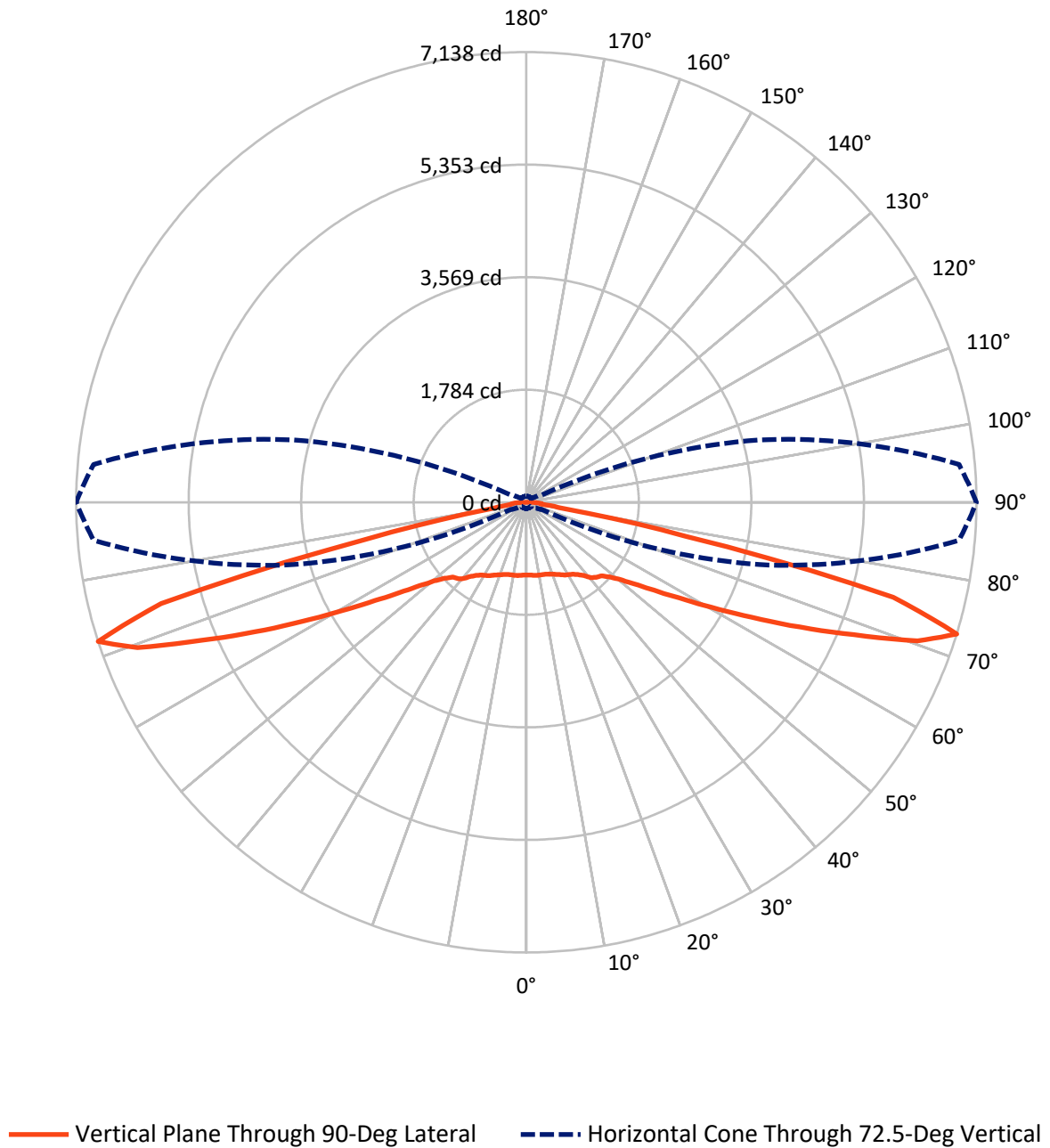
× Max cd
 - - - 1/2 Max cd



Based on 25 foot mounting height. Maximum calculated value = 1.8 fc
 Type I - Short - N/A

REPORT NUMBER: P939523
CATALOG NUMBER: GALN-SB2A-930-U-T1

Luminous Intensity Polar Plot



REPORT NUMBER: P939523

CATALOG NUMBER: GALN-SB2A-930-U-T1

FLUX DISTRIBUTION:

		Downward	Upward	Total
House Side	Lumens	3087.0	0.0	3087.0
	% Fixture	50.0	0.0	50.0
Street Side	Lumens	3087.0	0.0	3087.0
	% Fixture	50.0	0.0	50.0
Total	Lumens	6174.0	0.0	6174.0
	% Fixture	100.0	0.0	100.0

ZONAL LUMENS:

Zone	Lumens	% Fixture
0°-10°	111.9	1.8
10°-20°	342.0	5.5
20°-30°	570.3	9.2
30°-40°	784.4	12.7
40°-50°	957.9	15.5
50°-60°	1107.9	17.9
60°-70°	1321.0	21.4
70°-80°	922.0	14.9
80°-90°	56.6	0.9
90°-100°	0.0	0.0
100°-110°	0.0	0.0
110°-120°	0.0	0.0
120°-130°	0.0	0.0
130°-140°	0.0	0.0
140°-150°	0.0	0.0
150°-160°	0.0	0.0
160°-170°	0.0	0.0
170°-180°	0.0	0.0
0°-90°	6174.0	100.0
0°-180°	6174.0	100.0

Coefficient of Utilization



REPORT NUMBER: P939523

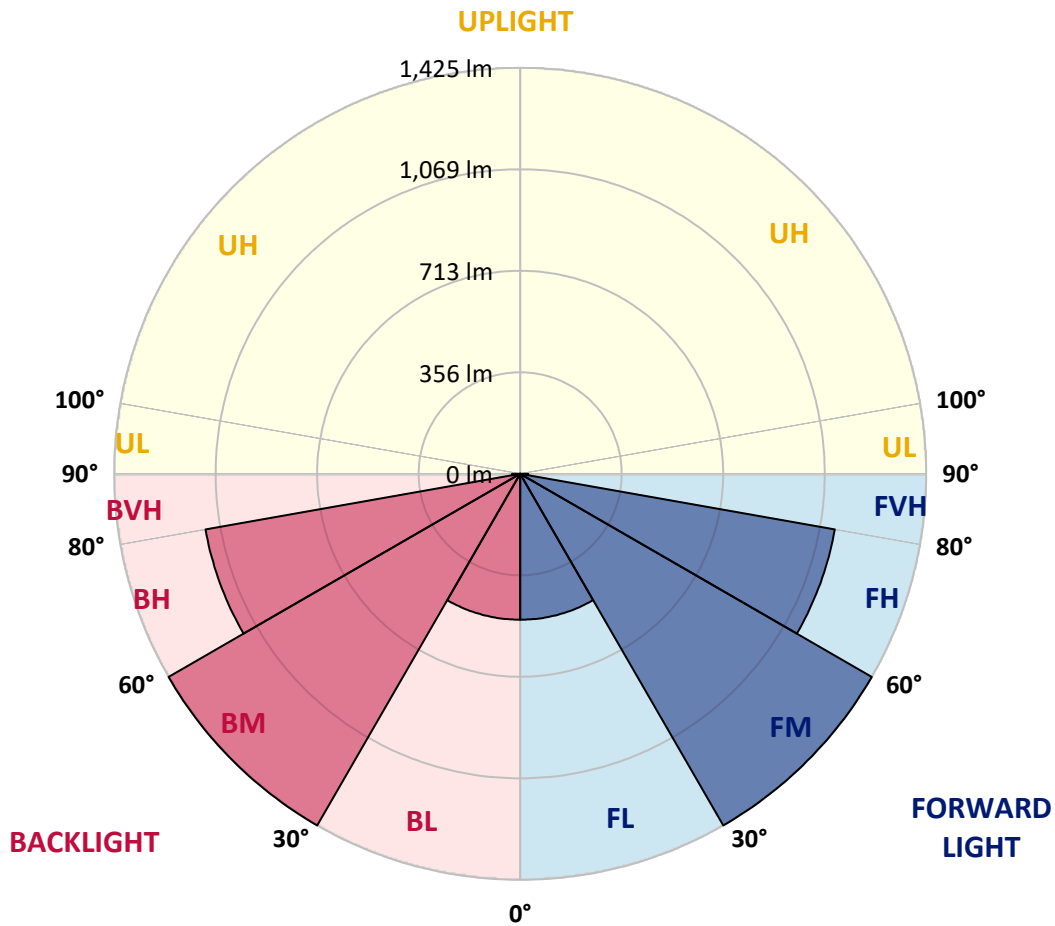
CATALOG NUMBER: GALN-SB2A-930-U-T1

LUMINAIRE CLASSIFICATION SYSTEM LUMEN TABLE AND BUG RATING:

Zone	Lumens	% Fixture	Zone Rating/Lumen Limit		
			B	U	G
FL (0°-30°)	512.1	8.3			
FM (30°-60°)	1425.1	23.1			
FH (60°-80°)	1121.5	18.2			G1/1800
FVH (80°-90°)	28.3	0.5			G1/100
BL (0°-30°)	512.1	8.3	B2/1000		
BM (30°-60°)	1425.1	23.1	B2/2500		
BH (60°-80°)	1121.5	18.2	B3/2500		G3/2500
BVH (80°-90°)	28.3	0.5			G1/100
UL (90°-100°)	0.0	0.0		U0/0	
UH (100°-180°)	0.0	0.0		U0/0	

BUG Rating: B3-U0-G3

Type I Short



REPORT NUMBER: P939523

CATALOG NUMBER: GALN-SB2A-930-U-T1

CANDELA DISTRIBUTION (FULL):

	0°	5°	15°	25°	35°	45°	55°	65°	75°	85°
0°	1153.7	1153.7	1153.7	1153.7	1153.7	1153.7	1153.7	1153.7	1153.7	1153.7
2.5°	1154.7	1156.0	1156.0	1155.0	1157.3	1155.3	1155.3	1154.3	1155.3	1154.3
5°	1160.6	1162.2	1162.9	1162.5	1165.5	1163.8	1163.8	1162.5	1162.9	1161.9
7.5°	1171.7	1174.0	1175.3	1177.0	1181.2	1179.3	1178.0	1174.0	1172.4	1169.8
10°	1175.3	1178.0	1182.2	1190.8	1200.6	1200.9	1197.0	1187.1	1179.6	1173.7
12.5°	1164.2	1167.8	1176.6	1194.0	1216.0	1224.9	1218.6	1202.2	1187.5	1177.0
15°	1150.1	1154.0	1167.5	1193.7	1226.2	1246.9	1246.2	1224.6	1200.9	1184.5
17.5°	1128.1	1132.0	1151.4	1188.1	1234.1	1268.2	1277.4	1255.1	1221.9	1199.9
20°	1088.4	1092.0	1118.9	1170.4	1236.7	1290.8	1314.8	1295.1	1253.8	1223.9
22.5°	1036.9	1042.4	1073.9	1139.9	1230.5	1314.5	1357.4	1344.0	1290.8	1249.5
25°	981.7	987.6	1024.4	1102.5	1214.4	1331.5	1408.0	1399.4	1332.8	1281.3
27.5°	934.2	940.4	980.4	1065.4	1189.4	1338.1	1457.8	1462.1	1383.7	1316.4
30°	896.8	902.7	945.3	1035.6	1157.3	1331.5	1501.5	1531.0	1435.5	1346.9
32.5°	855.7	863.3	908.2	999.1	1119.2	1315.8	1539.5	1605.5	1495.6	1379.8
35°	803.9	810.8	858.0	949.3	1069.3	1290.5	1571.4	1688.2	1581.5	1429.6
37.5°	740.9	747.5	794.4	886.9	1019.8	1255.1	1595.7	1781.4	1683.9	1501.5
40°	677.6	683.8	727.8	817.4	960.4	1209.8	1604.2	1872.6	1801.4	1600.3
42.5°	619.5	625.1	665.4	748.8	893.8	1152.0	1593.0	1952.0	1906.7	1669.2
45°	566.0	570.9	606.7	684.5	824.6	1081.8	1559.6	2037.3	2032.1	1718.4
47.5°	505.0	509.9	547.0	622.1	755.3	999.5	1502.8	2121.3	2206.3	1829.9
50°	430.5	434.8	472.8	550.3	683.5	911.9	1424.0	2187.3	2426.1	1998.9
52.5°	342.2	346.8	383.9	461.3	598.2	817.7	1320.4	2230.2	2680.1	2245.7
55°	254.6	257.9	290.1	359.6	492.5	710.4	1190.4	2242.4	2968.2	2583.0
57.5°	184.7	186.7	207.4	259.2	373.4	576.2	1032.6	2210.9	3311.1	3015.4
60°	149.6	150.3	156.5	179.5	259.5	424.6	842.0	2102.6	3683.2	3572.9
62.5°	135.8	135.8	137.5	143.7	175.5	280.2	611.3	1878.2	4082.2	4277.4
65°	126.3	126.3	127.0	129.9	138.5	178.5	385.9	1512.6	4418.5	5102.6
67.5°	117.8	118.1	117.8	118.8	123.7	131.9	223.8	1044.7	4599.6	5957.7
70°	108.9	109.6	108.0	108.0	111.9	112.2	140.1	572.9	4449.3	6674.3
72.5°	98.4	99.4	96.8	96.1	99.1	97.8	105.3	275.0	3820.0	6888.3
75°	89.2	90.6	84.7	83.0	83.0	82.0	85.6	141.1	2479.3	5619.1
77.5°	81.0	83.7	74.2	68.9	67.6	64.6	69.9	86.3	1084.4	2638.1
80°	66.9	70.5	61.0	54.8	52.5	49.2	55.1	60.4	322.5	612.6
82.5°	49.9	51.5	43.3	39.0	37.1	34.8	41.3	42.0	105.0	216.9
85°	31.8	32.5	26.6	23.0	22.0	21.0	26.2	23.0	40.0	159.5
87.5°	11.2	12.8	10.2	9.2	9.8	8.2	12.1	6.9	11.2	112.5
90°	0.0	0.0	0.0	0.0	0.0	0.0	0.0	0.0	0.0	0.0

(END C

90°

1153.7
1154.3
1161.9
1169.8
1172.7
1175.3
1181.9
1196.3
1218.3
1241.9
1270.8
1305.3
1330.9
1359.4
1407.0
1471.3
1568.1
1627.8
1662.6
1765.6
1918.2
2146.2
2458.6
2858.9
3375.7
4013.3
4768.6
5597.1
6579.5
7137.6
6010.2
2583.3
586.7
245.1
231.7
139.5
0.0

OF REPORT)